



ROSEWOOD TIMES

Box 9 Site 11 RR2
Sundre, AB
T0M 1X0
TELEPHONE
(403)638-1216
TEXT
(403)638-1216

June 2020 FB RoseWood Resort 2016 www.RoseWoodResort.ca

Tim & Karen Sabo
FB: RoseWood Resort 2016
www.RoseWoodResort.ca
Info@RoseWoodResort.ca

June is Here...Let The Summer Fun Begin!!

THINGS TO REMEMBER WHEN YOU ARE HERE...

SPEED LIMIT IN THE PARK

The posted speed limit in the park remains 10 km. Please respect this, and remember to tell your guests as well to avoid unnecessary issues.

WOOD ORDERS

Please have your wood orders in before 4PM - all wood orders received after the office is closed will be delivered the following day. Remember, you do not have to be on site to order - text/call the office and we can have your wood delivered and waiting for you when you arrive.

THIS IS BEAR COUNTRY

We are amongst wildlife. Please do not leave anything out which may tend to attract animals. This can include food, bottles, garbage cans, open barbecues, etc. And we strongly recommend NOT feeding the squirrels as they will be more likely to move into a trailer and do damage.

PROPERTY SOUTH OF ROSEWOOD

Again our neighbour's have graciously allowed us to use this space for nature walks or to take our dogs. Please be considerate and pick up after yourself and your pet. Also, remember that the office needs to be aware of all visiting dogs.

GRASS CLIPPINGS

Just a quick reminder that grass clippings are NOT to go into the garbage bins - please toss them over the ridge. Decomposing grass clippings, branches, etc will work to help stabilize the embankment, and limit further erosion.

VISITORS

We love having your guests share time in the park - please remember to let us know when friends/family are here so we are aware. The office needs to know about all visiting pets as well. If guests are staying overnight, there is a \$5/guest/night fee. Thanks in advance for your cooperation.

OFFICE HOURS

Please note that on Tuesdays, Wednesdays and Thursdays I will be best reached by phone/text as I will be in and out of the office on those days. Should you need to reach me, please call or text and I'll be sure to touch base with you when I am back on site.

PET CARE

It is every pet owner's responsibility to ensure that the privilege of having your pet with you is not ruining the relaxation of others in the park. ALL pet poop is to be picked up immediately, and it is an expectation that your pet will never use someone else's yard to do their business. Also, be mindful of how your pet responds to being left alone in the trailer when you leave without them - if they experience separation anxiety and become 'Sir Barks-a-lot', an anti-bark collar will be required.

RELAX-N

Office Hours:
Monday: 10 am - 4pm
Tuesday: Available by phone
Wednesday: Available by phone
Thursday: Available by phone
Friday: 10 am - 6 pm
Saturday: 10 am - 4 pm
Sunday: 10 am - 2 pm

Ambulance/Fire/Police	911
RCMP	403.638.3655
Hospital	403.638.3034

HELP KEEP OUR PARK LOOKING BEAUTIFUL

Just a kind reminder that it is everyone's responsibility to keep their driveways clean and free of weeds or overgrowing grass. If you are unable to attend to this yourself, you can either make arrangements with a neighbour, or speak to Tim/Karen and we will work to find a solution.

Please note that if you have paid for seasonal lawn care, this does NOT include the pulling of weeds in the driveways.

And feel free to water your trees - they need about 10 gallons every 2-4 weeks for every diameter inch of the trunk.



IT'S ALL GOOD MAINTENANCE...

LET'S TALK TRASH...

We all benefit from having the 'bear-resistant' garbage bins on site - the opportunity to dispose of your household garbage **BEFORE** the ride home is a feature not all parks offer their guests. So keeping this in mind, Rosewood would like to remind everyone of the guidelines surrounding use of the bins on-site. Our general rule of thumb is this: if you wouldn't put it in your **kitchen** garbage can at home, you shouldn't be putting it in our garbage bin. Having said that, here are some other points to remember:

1. When disposing of cardboard boxes in the recycling bins, please take them apart and **break them down** as much as possible. All cardboard should go into the **GREEN** bin
2. Keep your bagged garbage **INSIDE** your unit until you move it to the on-site bin...this will help keep wildlife/rodents away from your doorway
3. Household garbage should go into the **ORANGE** bins. When throwing your bags of trash into the dumpster, please make sure that they go **INSIDE** the dumpster. Do not throw them on top, beside or in front of the dumpster. Posters are on the bins to help direct you if you should need clarification.
4. Grass clippings do **NOT** go in the bin - feel free to dump them over the ridge; please don't toss the bag with them though
5. Fire pit ashes **NEVER** go into the 'bear-proof' bins - we have provided a labeled drum to safely dispose of ashes, located right beside the trash bin
6. The dumpster is not intended for construction debris, or **ANY** furniture items. To dispose of these items, you need to make your own arrangements.
7. If you are having work done on your unit, you must make sure your plumber or carpenter will dispose of his debris off-site.

Please do not put mattresses, BBQ's, lawn furniture, metal of any sort, construction items or electronics in any of our bins - these items must be taken home and disposed of from there.

Please note: There is no longer guest access to the burn piles. New signs will be erected directing all traffic to stay **SOUTH** of the quonset.




IN AND AROUND THE AREA

The Sundre area offers a wide variety of resources for fresh produce and unique hand-made items. Here are a few of my favourite local markets:

- Carstairs Farmer's Market - Tuesday's 3:30-7:00 at the Carstairs Curling Rink
- Didsbury Farmer's Market - Wednesday's 5-7 at the Didsbury Curling Rink
- Sundre Farmer's Market - Friday's 5-7:30 at the Sundre Curling Rink
- Bergen Market - Saturday's 10:00-1:00 at the Bergen Community Centre



Cookie Jar Bakery
&
Coffee House



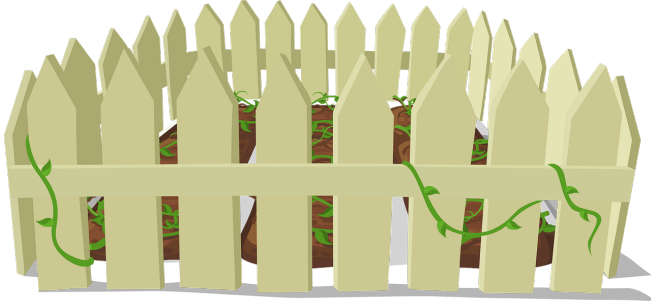
New Recipe this month:
Lemon cake with lemon cream cheese frosting
Watch FB for the 'On Tap' menu each week
Curb-side pick-up



We have **LOTS** of hand-sanitizer on hand. If you ordered earlier and had me put it on hold for you, please swing by the office to pick it up. Or if you are looking for more...we've got you covered.

WHAT'S NEW AT ROSEWOOD

Our FB page now has a shopping icon! This is a great place to find one-of-a-kind planters and decor for both your indoor and outdoor space, yummy dry soup mixes, meat rubs, sauces, gift ideas, cards, etc. Once the community center is open, all items will be on display and you can browse at your leisure; until then, they are on display in the office. Swing by to check them out.




If you've been to the office recently you may have noticed the new game-fencing that has been erected around the garden. Huge shout-out to Tim, Tom, Fred and Sawyer for all their hard work in getting this in place. For those who garden regularly, you will notice that the garden plot has shifted a bit - for the new ground that has been cultivated, the plan is to use this space strictly for potatoes/turnips for this season and next. Potatoes/turnips are one thing that we can grow successfully in this new and unfertilized soil, and they will prepare the soil in upcoming years for successful growth of all other veggies.

COMPANION PLANTING

Looking to get the most out of your garden plants? Organic Farming and Livestock Productions suggest giving a new concept, **Companion Planting**, a try. Companion Planting can be described as the establishment of two or more plant species in close proximity so that some cultural benefit (pest control, higher yield, etc.) is derived. Some plants do very well together, while other combinations will actually slow plant growth, and should not be planted in close proximity to each other. Here is a quick rundown of the more common vegetables that we grow here, and some insight into getting the best yield possible.

1. Keep potatoe and tomatoe apart - potatoe inhibits tomatoe growth, while tomatoe makes potatoe more susceptible to blight
2. Carrots help lettuce and tomatoes, but don't like dill and radish
3. Eggplant helps beans, peas, golden squash, and radish, but doesn't like potatoes
4. Cabbage helps geraniums, rosemary, potatoe, celery, dill and onion, and rosemary repels cabbage flies. Cabbage does not do well with mustards, tomatoes, peppers or eggplant
5. Lettuce is helped by radish, beans, carrots and especially mint which repels slugs, a bane of lettuce. Lettuce doesn't, however, like cabbage or parsley
6. Tomatoe helps asparagus by protecting it from asparagus beetles, while asparagus protects tomatoe from nematodes. Planted with garlic, tomatoes repel red spider mite. Tomatoes are also helped by basil, oregano, carrots, cabbage, onion, and radish. Avoid planting with potato, corn, peas, kales and Rosemary.
7. Squash helps corn, peas and beans - the spiky and hairy squash vines make it difficult for invading insects to reach its neighbors. The squash, in turn, benefits from the shade provided by the cornstalks. Squash vines also contain allelopathic chemicals which help deter weeds from popping up and around the corn, peas and beans.
8. Cucumber helps corn, beans, peas, radish, and carrots. Avoid planting with potatoe
9. Peppers are helped by tomato and basil, but do not like beans, kale or cabbage
10. Corn helps beans by providing a trellis, and is helped by sunflowers, beans and squash. Corn does not do well with tomatoe
11. Garlic helps cucumbers, peas, lettuce and celery by accumulating sulfur, which acts as a natural fungicide that will help with disease prevention, and naturally repels aphids, ants and cabbage maggots.
12. Onion helps carrots, and is helped by carrot, dill, lettuce and tomatoe. Planting chamomile with onion improves its flavor, and intercropping onion and leek with your carrots confuses the carrot and onion flies.
13. Oregano helps tomatoes and peppers, and is helped by basil. Oregano is a natural repellent for aphids



KICKS AND GIGGLES CORNER

My name is Alice Smith and I was sitting in the waiting room for my first appointment with a new Dentist. I noticed his Dental Diploma, which bore his full name.

Suddenly, I remembered a tall, handsome, dark haired boy with this name had been in my secondary school class some 30-odd years ago.

Could he be the same guy that I had a secret crush on, way back then?

Upon seeing him, however, I quickly discarded any such thought.

This blading, grey haired man with the deeply lined face was far too old to have been my classmate. After he examined my teeth, I asked him if he had attended Morgan Park Secondary School.

'Yes, yes I did. I'm a Morganner!' He beamed with pride.

'When did you leave to go to college?' I asked

He answered 'in 1965. Why do you ask?'

'You were in my class!' I exclaimed.

He looked at me closely.

Then the ugly, Old, Bald, Wrinkled, Fat arsed, Decrepit bastard asked...

'What did you teach?'

It all started in the 1500's...

Most roofs were built using straw, grass or even branches, which meant there was nothing to stop things from falling into the house. This posed a real problem in the bedroom where bugs and other droppings could mess up your nice clean bed. Hence, a bed with big posts and a sheet hung over the top afforded some protection. That's how canopy beds came into existence.

The floor was dirt. Only the wealthy had something other than dirt. Hence the saying, "Dirt poor." The wealthy had slate floors that would get slippery in the winter when wet, so they spread thresh (straw) on the floor to help keep their footing. As the winter wore on, they added more thresh until, when you opened the door, it would all start slipping outside. A piece of wood was placed in the entrance-way. Hence: a thresh hold.

Most people got married in June because they took their yearly bath in May, and they still smelled pretty good by June. However, since they were starting to smell, brides carried a bouquet of flowers to hide the body odour. Hence the custom today of carrying a bouquet when getting married.



BRAIN TEASERS

anianananani